

Email:  
Cell Phone:

# LXLC(R)-50~300(mm)

## Removable element woltman cold (hot) water meter

This type of water meter can be used for a remote reading transmission system is equipped with a built-in sensor.

### Application

Measuring the volume of cold (hot) water passing through the pipeline.

### Features

- Removable element structure, easy installation and maintenance, register for universal use within this range detachable without Removing the meter from the pipeline.
- Dry-dial, Magnetic drive sensitive action, small pressure loss.
- Vacuum sealed register ensures the dial keep free from fog and Keep the reading clear in a long term service.
- Selected high quality materials for steady & reliable charac teristic.
- Technical data conform to international standard ISO 4064.

### Optional Features

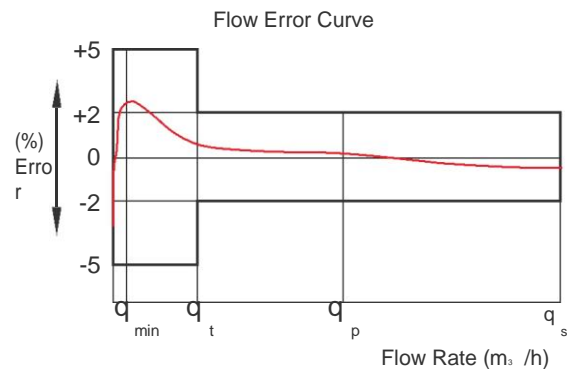
- Plastic register, copper register and full glass register.
- Accuracy: R=50/80.
- Size: DN50-500mm.
- Cold / Hot water.
- Reed switch option.
- Flange standard can be choose.
- 360 degree rotate can be choose.
- Cast iron, Ductile iron, SS304,SS316 body can be choose.
- Working pressure: PN16/25.
- Color can be change on body and cover.

### Working Condition

- Water temperature: 0.1°C~40°C ( 0.1°C~90°C for hot water meter).
- Water pressure: PN10/16/25.

### Maximum Permissible Error

- In the lower zone from  $q_{min}$  inclusive up to but excluding  $q_t$  is  $\pm 5\%$ .
- In the upper zone from  $q_t$  inclusive up to and including  $q_s$  is  $\pm 2\%$  ( $\pm 3\%$  for hot water meter).



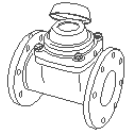
Common Plastic Register



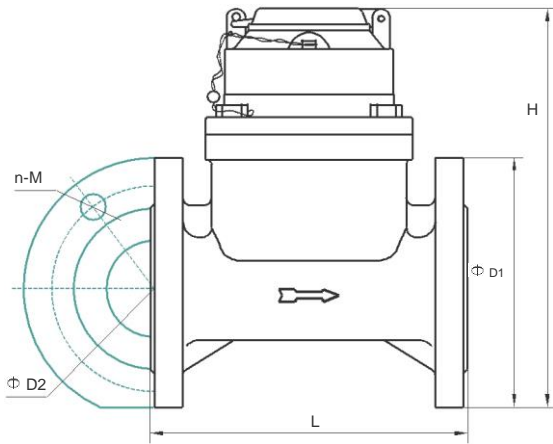
Copper Register



Full Glass Register



### Dimensions



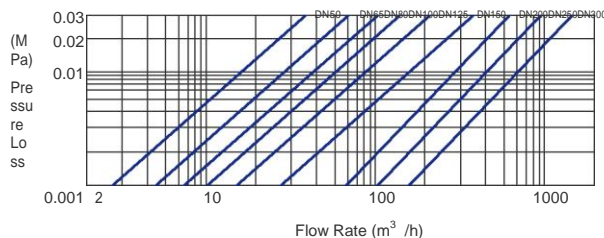
Type	Size	L Length	H Height	Connecting Flange		
				ΦD1 Outside Diameter	ΦD2 Bolt Circle Diameter	Connecting Bolts (n-M)
LXLC-50	50	200	261	165	125	4-M16
LXLC-65	65	200	271	185	145	4-M16
LXLC-80	80	225	279	200	160	8-M16
LXLC-100	100	250	289	220	180	8-M16
LXLC-125	125	250	299	250	210	8-M16
LXLC-150	150	300	319	285	240	8-M20
LXLC-200	200	350	346	340	295	8-M20(1.0DE )
						12-M20(1.6MPa)
LXLC-250	250	450	450	395(1.0MPa)	350(1.0MPa)	12-M20(1.0MPa)
				405(1.6MPa)	355(1.6MPa)	12-M24(1.6MPa)
LXLC-300	300	500	478	445(1.0MPa)	400(1.0MPa)	12-M20(1.0MPa)
				460(1.6MPa)	410(1.6MPa)	12-M24(1.6MPa)

NOTE: The flange dimension conforms to ISO7005-2:1988 standard. Order for products of special requirements is also accepted.

### Pulse Position

Size	Pulse Position
DN50-65	10/100/1000L/Pulse
DN80-200	100/1000L/Pulse
DN250-300	1000L/Pulse

### Pressure Loss Curve



### Exploded View





Flow Technique Specification

Nominal Flow	Maximum Flow Q <sub>2</sub>	Permanent Flow Q <sub>1</sub>	Q <sub>2</sub> /Q <sub>1</sub>	Q <sub>2</sub> /Q <sub>1</sub>	Maximum Flow Q <sub>2</sub>	Permanent Flow Q <sub>1</sub>	Minimum Reading		Maximum Reading		
							Full Glass Seal	Common Seal	Full Glass Seal	Common Seal	
DN	m <sup>3</sup> /h				m <sup>3</sup> /h		m <sup>3</sup>				
50	31.3	25	50	1.6	0.8	0.5	0.0005	0.0002	999,999	999,999	
				4	2						
	50	40	80	1.6	0.8	0.5					
				4	2						
65	50	40	50	1.6	1.3	0.8	0.0005	0.0002	999,999	999,999	
				4	3.2						
			80	80	1.6	0.8					0.5
					4	2					
80	78.8	63	50	1.6	2	1.3	0.002	0.002	999,999	9,999,999	
				4	5						
			80	80	1.6	1.3					0.8
					4	3.2					
100	125	100	50	1.6	3.2	2	0.002	0.002	999,999	9,999,999	
				4	8						
			80	80	1.6	2					1.3
					4	5					
125	200	160	50	1.6	4	3.2	0.002	0.002	999,999	9,999,999	
				4	12.8						
			80	80	1.6	3.2					2
					4	8					
150	312.5	250	50	1.6	8	5	0.002	0.002	999,999	9,999,999	
				4	20						
			80	80	1.6	5					3.1
					4	12.4					
200	500	400	50	1.6	12.8	8	0.002	0.002	999,999	9,999,999	
				4	32						
			80	80	1.6	8					5
					4	20					
250	787.5	630	25	1.6	40.3	25.2	0.02	0.02	9,999,999	99,999,999	
				4	100.8						
			50	50	1.6	20					12.6
					4	50.4					
300	1250	1000	25	1.6	64	40	0.02	0.02	9,999,999	99,999,999	
				4	160						
			50	50	1.6	32					20
					4	80					

Warranty

All meters will be guaranteed against defects in workmanship and materials for a period of one (1) year from the date of acceptance. Defective meters or parts discovered within this period shall be replaced without charge upon return to the factory.